

EQUIVAS TECH INNOVATIONS LIMITED
House No 27 Dr. Ambedkar Road, Kodambakkam Chennai 600024

CIN:U72200TN2022PLC153356
STATEMENT OF PROFIT AND LOSS FOR THE YEAR ENDED 31.03.2024


Figures in '000

Particulars	Note No	For the Year ended 31 Mar 2024	For the Year ended 31 Mar 2023
I. Revenue from operations			
II. Other Income			
V. Total Income (I +II+III+IV)			
<u>VI. Expenses:</u>			
Cost of materials consumed			
Purchases of Stock-in-Trade			
Changes in inventories of finished goods, Stock-in-Trade and work-in progress			
Employee benefits expense			
Finance costs			
Depreciation and amortization expense			
Impairment losses			
Other expenses			
Total Expenses	8	163.21	97.42
		163.21	97.42
VII Profit/(loss) before exceptional items and tax (V- VI)		(163.21)	(97.42)
VIII Exceptional Items			
IX Profit/(loss) before tax(VII+VIII)		(163.21)	(97.42)
X Tax expense:			
(1) Current tax			
(2) Deferred tax			
XI Profit (Loss) for the period from continuing operations (IX-X)		(163.21)	(97.42)
XII Profit/(loss) from discontinued operations			
XIII Tax expense of discontinued operations			
XIV Profit/(loss) from Discontinued operations (after tax) (XII – XIII)			
XV Profit/(loss) for the period (XI+XIV)		(163.21)	(97.42)
XVI Other Comprehensive Income			
XVII Total Comprehensive Income for the period (XV+ (Comprising Profit/(Loss) and Other Comprehensive Income for the period)			
XVIII Earnings per equity share			
(1) Basic		(1.63)	(1.27)
(2) Diluted		(1.63)	(1.27)

for RAMESH SUBRAMANIAM AND CO
Firm Registration No:0006596S
Chartered Accountants

for EQUIVAS TECH INNOVATIONS LIMITED

Lalitha



Lalitha Murali
Partner
M. No: 201094
Place :Chennai
Date: 22.04.2024
UDIN: 24201094BKFKRU3241

Mahesh

Mahesh Ramachandran
Director
DIN:01909967

Sreenivasa Chary

Sreenivasa Chary Kalmanoor
Director
DIN:09105972



EQUIVAS TECH INNOVATIONS LIMITED
House No 27 Dr. Ambedkar Road, Kodambakkam Chennai 600024
CIN:U72200TN2022PLC153356
BALANCE SHEET AS AT 31.03.2024

Figures in '000

Particulars	Note No	As at 31.03.2024	As at 31.03.2023
I. ASSETS			
(1) Non Current Assets			
(a) Property Plant and Equipment		-	-
(b) Capital work-in-progress		-	-
(c) Investment Property		-	-
(d) Other Intangible assets		-	-
(e) Financial Assets	1	20.00	20.00
(f) Deferred tax assets		-	-
(g) Other non-current assets	2	-	92.15
TOTAL		20.00	112.15
(2) Current Assets			
(a) Financial Assets			
(i) Cash and cash equivalents	3	165.62	25.23
(b) Other current assets		-	-
TOTAL		165.62	25.23
TOTAL ASSETS		185.62	137.38
II. EQUITY AND LIABILITIES			
(1) Equity			
(a) Equity Share capital	4	100.00	100.00
(c) Other Equity	5	(260.63)	(97.42)
TOTAL		(160.63)	2.58
Liabilities			
(2) Non-current liabilities			
(a) Financial Liabilities		-	-
(b) Provisions		-	-
(c) Deferred tax liabilities(Net)		-	-
(d) Other non-current liabilities		-	-
TOTAL		-	-
(3) Current Liabilities			
(a) Financial Liabilities			
(i) Borrowings		-	-
(ii) Trade payables	6	146.25	134.45
(iii) Other financial liabilities		-	-
(b) Other current liabilities	7	200.00	0.35
(c) Provisions		-	-
TOTAL		346.25	134.80
TOTAL EQUITY AND LIABILITIES		185.62	137.38

Notes to Account

Notes referred to above and notes attached thereto form an integral part of Balance Sheet
This is the Balance sheet referred to in our report of even date

for **RAMESH SUBRAMANIAM AND CO** for **EQUIVAS TECH INNOVATIONS LIMITED**
Firm Registration No:0006596S
Chartered Accountants



Lalitha Murali
Partner
M. No: 201094
Place :Chennai
Date: 22.04.2024
UDIN: 24201094BKFKRU3241

Mahesh Ramachandran
Director
DIN:01909967

Sreenivasa Chary Kalmanoor
Director
DIN:09105972



STATEMENT IN CHANGES IN EQUITY

Particulars	Equity Share Capital	Reserves and Surplus						Other Comprehensive Income			Total attributable to equity share holders of the Company			
		Capital Reserve		Capital Redemption Reserve	Securities Premium	Retained Earnings	General Reserve	Share Options	SEZ Reinvestment Reserve	Equity Instruments		Effective Portion of cash flow hedges	Other items	
		Capital Reserve	Other Reserves											
Opening Balance	0												0	
Changes in equity for the year ended March 31, 2023	100.00												100	
Profit for the year														
Re-measurement of the net defined benefit liability / asset, net *													-97.42	
Equity instruments through other comprehensive income, net *													0	
Fair value changes on derivatives designated as cash flow hedge, net *													0	
Fair value changes on investments, net													0	
Total comprehensive income for the year													0	
Buyback of equity shares													0	
Transaction cost relating to buyback													0	
Amount transferred to capital redemption reserve upon buyback													0	
Transferred to Special Economic Zone (SEZ) Re-investment Reserve													0	
Transferred from Special Economic Zone (SEZ) Re-investment Reserve on utilization													0	
Transferred on account of exercise of stock options													0	
Transfer on account of options not exercised													0	
Shares issued on exercise of employee stock options													0	
Employee stock compensation expense													0	
Income tax benefit arising on exercise of stock options													0	
Reserves recorded upon business transfer under common control													0	
Dividends													0	
Balance as at March 31, 2023	100.00	0	0	0	0	0	0	0	0	0	0	0	0	2.58



Particulars	Equity Share Capital		Reserves and Surplus						Other Equity			Total attributable to equity share holders of the Company
	Capital Reserve		Capital Redemption Reserve	Securities Premium	Retained Earnings	General Reserve	Share Options	SEZ Reinvestment Reserve	Other Equity Instruments	Effective Portion of cash	Other items	
	Capital Reserve	Other Reserves										
Opening Balance	100.00				-97.42							2.56
Changes in equity for the year ended March 31, 2024												
Profit for the year	0.00				-163.21							-163.21
Reassessment of the net defined benefit liability / asset, net *												0
Equity instruments through other comprehensive income, net *												0
Fair value changes on derivatives designated as cash flow hedge, net *												0
Fair value changes on investments, net												0
Total comprehensive income for the year												0
Buyback of equity shares												0
Transaction cost relating to buyback												0
Amount transferred to capital redemption reserve upon buyback												0
Transferred to Special Economic Zone (SEZ) Reinvestment Reserve												0
Transferred from Special Economic Zone (SEZ) Reinvestment Reserve on utilization												0
Transferred on account of exercise of stock options / Transfer on account of options not exercised												0
Shares issued on exercise of employee stock options												0
Employee stock compensation expense												0
Income tax benefit arising on exercise of stock options												0
Reserves recorded upon business transfer under common control												0
Dividends												0
Balance as at March 31, 2024	100.00	0	0	0	-260.63	0	0	0	0	0	0	-160.63



EQUIVAS TECH INNOVATIONS LIMITED
 House No 27 Dr. Ambedkar Road, Kodambakkam Chennai 600024
NOTES FORMING PART OF THE FINANCIAL STATEMENTS
 Note No 4 : Equity Share Capital

Equity Capital	As at 31.03.2024		As at 31.03.2023	
	Number	Amount	Number	Amount
Authorised 10000 Equity Shares of 10/- each	10,000	100.00	10,000	100.00
Issued, Subscribed & Paid up 10000 Equity Shares of 10/- each	10,000	100.00	10,000	100.00
Subscribed & Paid up 10000 Equity Shares of 10/- each fully paid	10,000	100.00	10,000	100.00
Total	10,000	100.00	10,000	100.00

a. Reconciliation of the number of shares outstanding at the beginning and at the end of the year

Particulars	As at 31.03.2024		As at 31.03.2023	
	Number	Amount Rs.	Number	Amount Rs.
Shares outstanding at the beginning of the year	10,000	100	0	0
Shares Issued during the year	-	-	10,000	100.00
Shares bought back during the year	-	-	-	-
Shares outstanding at the end of the year	10,000	100.00	10,000	100.00





b. Shares in the company held by each shareholder holding more than 5 percent equity shares

Name of Shareholder	As at 31.03.2024		As at 31.03.2023	
	No. of Shares held	% of Holding	No. of Shares held	% of Holding
Equippp Social Impact Technologies Ltd	9,994	99.94	9,994	99.94



c. Particulars of Promoters shareholding				
Shares held by promoters at the end of the year	As at 31.03.2024		As at 31.03.2023	
	No. of Shares held	% of Holding	No. of Shares held	% of Holding
Promoters Name				
Equipp Social Impact Technologies Ltd	9,994	99.94	9,994	99.94
Note 5 : Other Equity				
Particulars	As at 31.03.2024		As at 31.03.2023	
Opening Balance of P & L	(97.42)		-	
Profit / (Loss) for the year	(163.21)		(97.42)	
Closing Balance of P & L	(260.63)		(97.42)	



EQUIVAS TECH INNOVATIONS LIMITED House No 27 Dr. Ambedkar Road, Kodambakkam Chennai 600024 CIN:U72200TN2022PLC153356 CASH FLOW STATEMENT FOR THE YEAR ENDED 31.03.2024			
		Figures in '000	
Particulars	For the Year ended 31 Mar 2024	For the Year ended 31 Mar 2023	
A CASH FLOW FROM OPERATING ACTIVITIES			
Total Comprehensive income after tax	(163.21)	(97.42)	
Adjustments for:			
Depreciation	-	-	
Prior period Adjustments	-	-	
Provision for Taxation	-	-	
Operating Profit before Working Capital Changes	(163.21)	(97.42)	
Adjustments for:			
(Increase)/Decrease in Trade Receivables	-	-	
(Increase)/Decrease in Short term Loans & Advances	-	(20.00)	
(Increase)/Decrease in Other Current Assets	-	-	
Increase/(Decrease) in Trade Payables	-	-	
Increase/(Decrease) in Short term Loans & Advances	-	-	
Increase/(Decrease) in Other Current Liabilities	211.45	134.80	
Sub-Total	211.45	114.80	
Net Increase/(Decrease) from operations	48.24	17.38	
B CASH FLOW FROM INVESTING ACTIVITIES			
Fresh Capital Issued	0.00	100.00	
Purchase of Fixed Assets	-	-	
Increase/(Decrease) in Non-Current Assets	92.15	(92.15)	
Transfer to reserves	-	-	
Sale of Fixed Assets	-	-	
Net Increase/(Decrease) in Investing activities	92.15	7.85	
C CASH FLOW FROM FINANCING ACTIVITIES			
Proceeds from Long Term Borrowings	-	-	
Proceeds from Short Term Borrowings	-	-	
Repayment of Short term Borrowings	-	-	
Repayment of Long Term Borrowings	-	-	
Finance Charges	-	-	
Net Increase/(Decrease) in Financing activities	0	0	
Net increase in Cash & Cash Equivalents	140.39	25.23	
Cash and Cash equivalents as at the beginning of the year	25.23	0	
Cash and Cash equivalents as at the end of the year	165.62	25.23	
Cash and cash equivalents as per Balance Sheet	165.62	25.23	
This is the Cash Flow Statement referred to in our report of even date.			
for RAMESH SUBRAMANIAM AND CO		for EQUIVAS TECH INNOVATIONS LIMITED	
Firm Registration No:0006596S			
Chartered Accountants			
 Lalitha Murali Partner M. No: 201094 Place :Chennai Date: 22.04.2024 UDIN: 24201094BKFKRU3241	 Mahesh Ramachandran Director DIN:01909967	 Sreenivasa Chary Kaimanoor Director DIN:09105972	
			

EQUIVAS TECH INNOVATIONS LIMITED

House No 27 Dr. Ambedkar Road, Kodambakkam Chennai 600024

NOTES FORMING PART OF THE FINANCIAL STATEMENTS

Figures in '000

Particulars	For the Year ended 31 Mar 2024	For the Year ended 31 Mar 2023
NOTE :1 NON CURRENT - FINANCIAL ASSETS		
1. Investments		
2. Loans		
3. Others		
Security Deposit- NSDL	10.00	10.00
Security Deposit- CDSL	10.00	10.00
Total	20.00	20.00
NOTE :2 OTHER NON CURRENT ASSETS		
Preliminary expenses	-	92.15
Total	-	92.15
NOTE :3 CURRENT FINANCIAL ASSETS		
1. Investments		
2. Trade receivables		
3. Cash and cash equivalents		
Cash on hand		
Balance with banks	165.62	25.23
4. Others		
Total	165.62	25.23



c. Particulars of Promoters shareholding					
Shares held by promoters at the end of the year	As at 31.03.2024		As at 31.03.2023		
	Promoters Name	No. of Shares held	% of Holding	No. of Shares held	
Equippp Social Impact Technologies Ltd	9,994	99.94	9,994	99.94	
Note 5 : Other Equity					
Particulars	As at 31.03.2024		As at 31.03.2023		
Opening Balance of P & L		(97.42)			
Profit / (Loss) for the year		(163.21)			(97.42)
Closing Balance of P & L		(260.63)			(97.42)



EQUIVAS TECH INNOVATIONS LIMITED
House No 27 Dr. Ambedkar Road, Kodambakkam Chennai 600024

NOTES FORMING PART OF THE FINANCIAL STATEMENTS

Particulars	Figures in '000	
	For the Year ended 31 Mar 2024	For the Year ended 31 Mar 2023
Note 6 : TRADE PAYABLES		
Outstanding dues of Micro and Small Enterprises		
Outstanding dues to creditors other than micro and small enterprises	146.25	134.45
Total	146.25	134.45
NOTE 7: OTHER CURRENT LIABILITIES		
Duties and Taxes	0.00	0.35
Dues to Others	200.00	0.00
Total	200.00	0.35
NOTE 8: OTHER EXPENSES		
General and Administrative Expenses	11.82	73.16
Professional Fee	21.24	11.80
Audit Fees	11.80	11.80
Statutory Fee	26.20	0.66
Pre-incorporation Expenses written off	92.15	0.00
Total	163.21	97.42

